

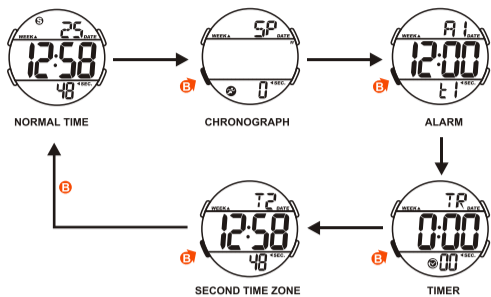
## INSTRUCTION MANUAL 86275

**BUTTON OPERATION**

- A SET
- B MODE
- C ADJUST, START/STOP
- D LIGHT

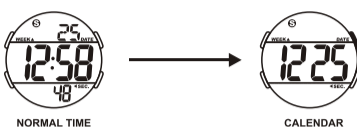
### HOW TO CHANGE THE DISPLAY MODE

E-02



### HOW TO DISPLAY CALENDAR

E-03

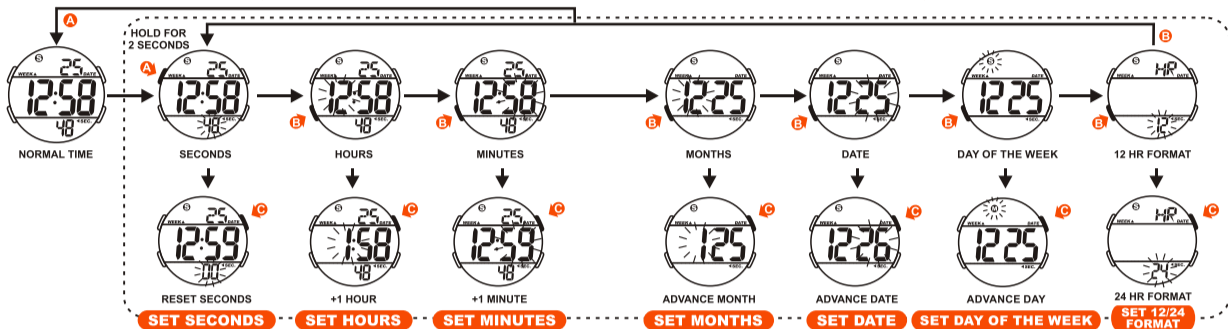


### HOW TO SET NORMAL TIME

E-04

### HOW TO SET NORMAL TIME

E-05

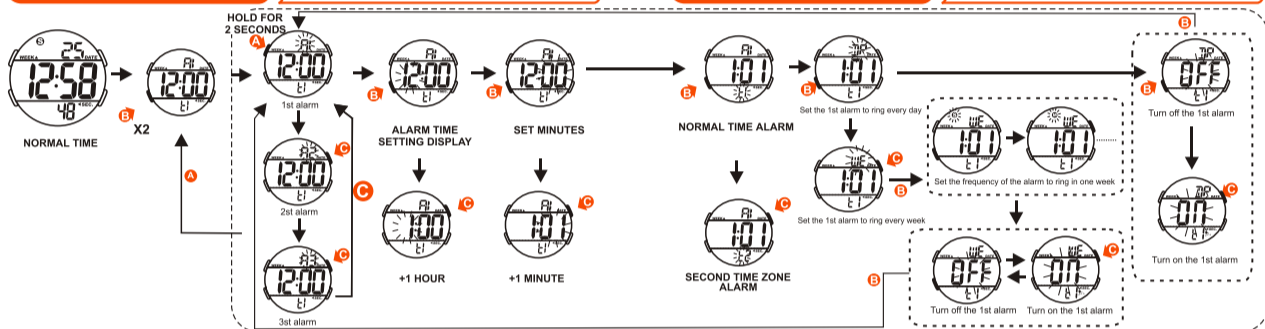


### HOW TO SET ALARM TIME

E-06

### HOW TO SET ALARM TIME

E-07

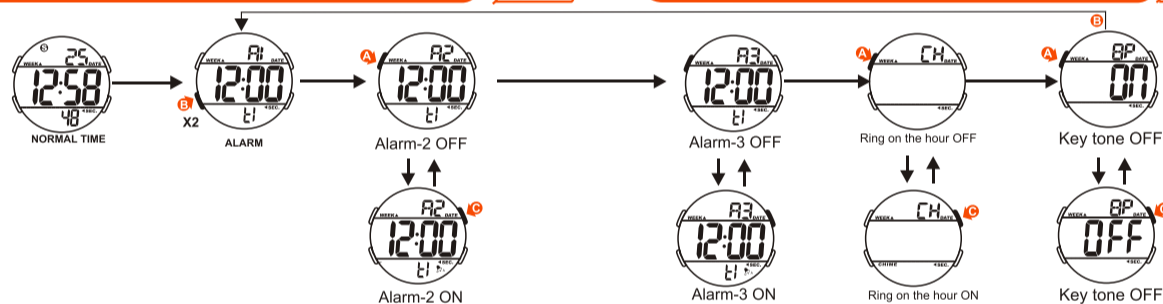


### How to set the alarm, ringing on the hour and key tone

E-08

### How to set the alarm, ringing on the hour and key tone

E-09

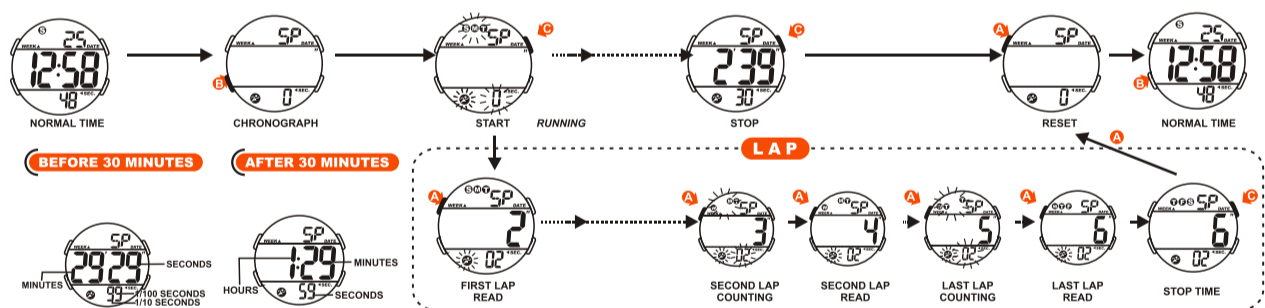


### HOW TO USE THE CHRONOGRAPH

E-10

### HOW TO USE THE CHRONOGRAPH

E-11

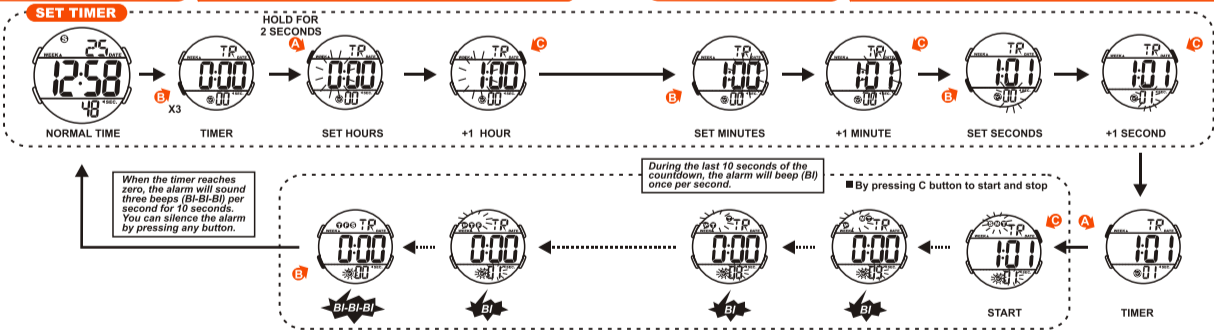


### HOW TO USE TIMER

E-12

### HOW TO USE TIMER

E-13

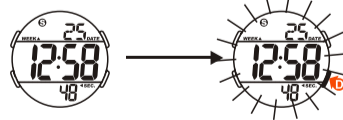
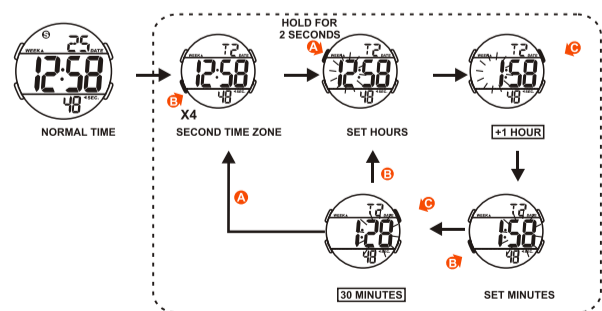


### HOW TO SET SECOND TIME ZONE

E-16

### HOW TO USE EL LIGHT

E-15



NOTE:  
 1. This watch features an electro-luminescent (EL) backlight, which tends to lose illuminating power after very long use.  
 2. The illumination provided by backlight may hard to see under direct sunlight.

### CARE OF YOUR WATCH

E-14

### FEATURES AND SPECIFICATIONS

E-17

- This watch contains precise electronic components. Never attempt to open the case or remove the back cover.
- Do not operate buttons while underwater, or while swimming or diving.
- Should water or condensation appear in the watch, immediately have the watch checked. Water can corrode electronic parts inside the case.
- Avoid severe impact: The watch is designed to withstand impact under normal use. Do not subject it to severe impacts or rough usage, and do not drop it onto hard surfaces.
- Avoid exposing the watch to temperature extremes.
- Clean the watch with a soft cloth and clean water only. Avoid using chemicals, especially soap.
- Keep your watch away from strong electric fields and static electricity.

- Standard display mode: Hour, Minutes, Seconds, Month, Day of the week.
- Function:
  - \* Month, Date AM/PM and Electro-Luminescent light.
  - \* Alarm function with buzzer signal output.
  - \* Chronograph function with lap operation.
  - \* Hourly chime.
  - \* 12/24 hour format switch option.
  - \* Timer.
  - \* Second time zone.
- Accuracy at normal temperature (25°C): ± 30 seconds a month.
- Normal operating temperature range: 10°C ~ 40°C.